

OUR CABIN LIFT FOR PUBLIC & COMMERCIAL BUILDINGS

Aritco PublicLift Cabin Datasheet 2020

The lift is designed with simplicity in mind. It looks, feels, performs and operates like a conventional passenger lift. With no machine room or deep pit required, it offers complete freedom in design and simple usability, providing total safety in use. The energy efficient traction drive and fully automatic telescopic doors make it a versatile, cost effective passenger lifting solution.

Several advantages offered by Aritco PublicLift Cabin:

- Design, sizes and options tailored for public environments
- Minimum interventions in the building
- The lowest maintenance and operating costs on the market
- Cabin control: Automatic "one-touch"
- Eurocode 3 compliant

For more information please visit aritco.com




ARITCO™

Certified partner:

Landmark Lifts 

Landmark Lifts, Nova House, 162 Pratling Street, Aylesford, Kent, ME20 7DH, United Kingdom
t: 0845 8888 767 e: info@landmarklifts.co.uk w: www.landmarklifts.co.uk

Landmark Lifts is a trading name of N L C Nova Lift Co. Limited, a private limited company registered in England and Wales with company number 03423173 whose registered office address is Nova House, 162 Pratling Street, Aylesford, Kent, ME20 7DH. VAT No: 725 5204 53. Part of the NLC Nova Group

ARITCO PUBLICLIFT CABIN

LIFT COLOUR


Can be painted in any RAL colour from the RAL Classic chart.

DOORS

3 different door types to choose from. 2-,3- or 4-Speed fully automatic telescopic sliding doors. Fire rated door.

CABIN COLOUR

Different wall- and ceiling laminates to choose from.



CABIN SIZES

1000 x 1240 mm and 1140 x 1400 mm, with or without a self supporting structure, plus customization possibilities.



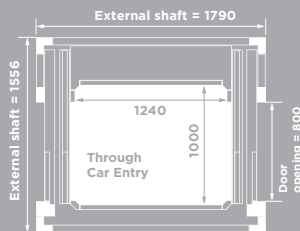
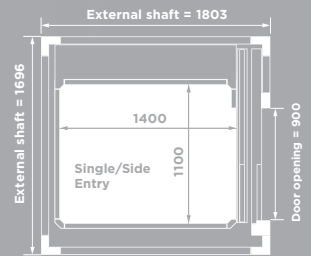
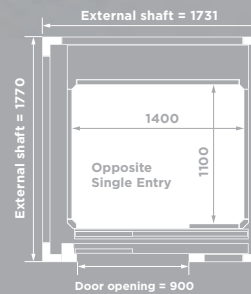
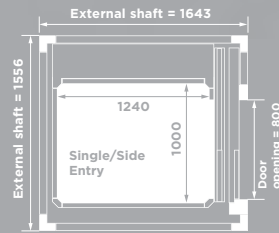
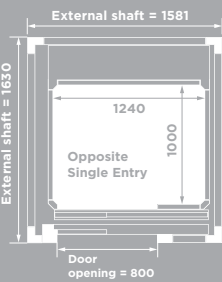

GLASS

2 different glass types to choose from.



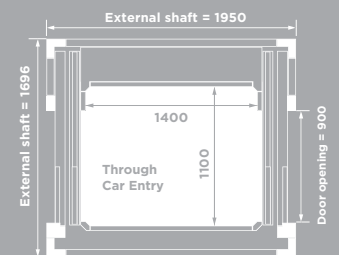
FLOOR

10 different floorings to choose from.



Self supporting structure with telescopic doors.

Size: 1140 x 1400 mm
 Rated load: 400 kg
 Wheelchair: A or B with attendant*










Self supporting structure with telescopic doors.

Size: 1000 x 1240 mm
 Rated load: 400 kg
 Wheelchair: A or B with attendant*

Product summary

* National guidelines may apply. Wheelchair Type A and B according to EN 12183/EN 12184.

<p>TOP HEIGHT</p> <p>Minimum 2600 mm</p>	<p>TYPE OF LIFT</p> <p>Platform lift intended for installation in public environments.</p>	 <p>RATED SPEED</p> <p>Max 0,15 m/s</p>	 <p>DOUBLE BELT TRACTION DRIVE SYSTEM</p> <p>1.7 kW motor (2.2kW with counterweight)</p>	<p>CONTROL FROM CARRIER CONTROL PANEL</p> <p>- Press one time to operate lift</p>	<p>NUMBER OF FLOORS</p>  <p>2 to 5 floors</p>
 <p>INSTALLATION</p> <p>Recessed installation 120-140 mm below floor</p> <p>Installed directly on floor with ramp</p>	<p>Installation environment:</p> <p>INDOOR & OUTDOOR</p>	<p>TRAVEL HEIGHT</p> <p>250-14600 millimeter</p>	 <p>WARRANTY</p> <p>Aritco PublicLift Cabin comes with a 24 month warranty. The belt drive has a 10 year warranty.</p>	 <p>TECHNICAL COMPLIANCE</p> <p>European Machine directive 2006/42/EC European standard EN 81-70</p>	
 <p>Power supply: 230 V 1-phase</p>	<p>Emergency lowering: Battery-powered, Emergency Movement Operation unit external to a landing.</p>				