

ACCESSIBILITY IN PUBLIC & COMMERCIAL BUILDINGS

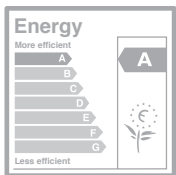
Aritco PublicLift Access Datasheet 2021

Aritco PublicLift Access is designed to make public and commercial buildings accessible for everyone. The lift expresses Scandinavian design and features a backlit panel and lit handlebar.

Advantages offered by Aritco PublicLift Access:

- Design, sizes and options tailored for public environments
- 'A' rated energy consumption according to VDI4707
- 95% recyclable materials
- Patented screw and nut technology (no oil that can leak)
- The lowest maintenance and operating costs on the market
- Equipped with our SmartSafety system with safety features for public environments

For more information please visit aritco.com



*Supplied in white as standard



Certified partner:

Landmark Lifts 

Landmark Lifts, Nova House, 162 Pratling Street, Aylesford, Kent, ME20 7DH, United Kingdom
t: 0845 8888 767 e: info@landmarklifts.co.uk w: www.landmarklifts.co.uk

Landmark Lifts is a trading name of N L C Nova Lift Co. Limited, a private limited company registered in England and Wales with company number 03423173 whose registered office address is Nova House, 162 Pratling Street, Aylesford, Kent, ME20 7DH. VAT No: 725 5204 53. **Part of the NLC Nova Group**

ARITCO PUBLICLIFT ACCESS

LIFT COLOUR

Can be painted in any RAL colour from the Chart K7 classic chart (except for pearl and fluorescent colours).

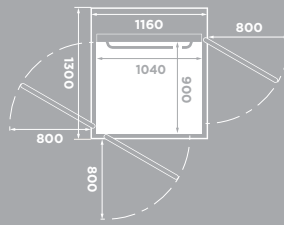

GLASS

2 different glass types to choose from.

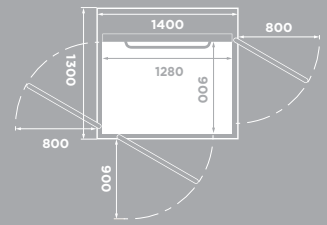


FLOOR

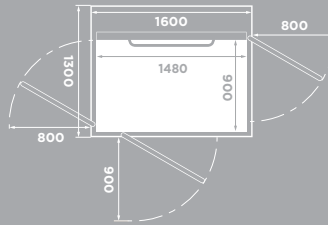
8 different floorings to choose from.



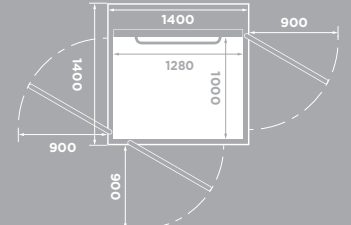
Size: 900 x 1040 mm
Rated load: 250 kg / 2 pers.
Wheelchair: -



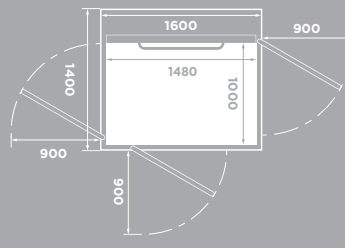
Size: 900 x 1280 mm
Rated load: 410 kg / 5 pers.
Wheelchair: Lone user or type A*



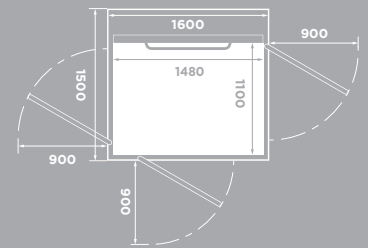
Size: 900 x 1480 mm
Rated load: 410, 500 kg / 5, 6 pers.
Wheelchair: A or B with attendant*



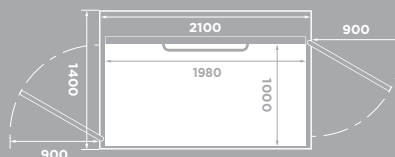
Size: 1000 x 1280 mm
Rated load: 410 kg / 5 pers.
Wheelchair: Lone user or type A*



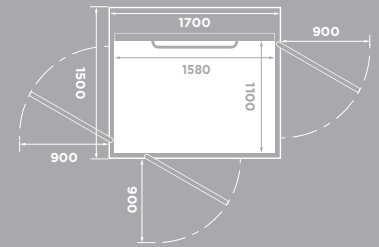
Size: 1000 x 1480 mm
Rated load: 410, 500 kg / 5, 6 pers.
Wheelchair: A or B with attendant*



Size: 1100 x 1480 mm
Rated load: 410, 500 kg / 5, 6 pers.
Wheelchair: A or B with attendant, adjacent entry*



Size: 1000 x 1980 mm
Rated load: 500 kg / 6 pers.
Wheelchair: A or B with attendant*



Size: 1100 x 1580 mm
Rated load: 500 kg / 6 pers.
Wheelchair: A or B with attendant, adjacent entry*

* National guidelines may apply. Wheelchair Type A and B according to EN 12183/EN 12184.

Product summary

<p>TOP HEIGHT</p> <p>Minimum 2240 mm</p>	<p>TYPE OF LIFT</p> <p>Platform lift intended for installation in public environments.</p>	<p></p> <p>RATED SPEED</p> <p>Max 0,15 m/s 0,25 m/s for installations outside Europe</p>	<p></p> <p>DRIVE SYSTEM</p> <p>Patented screw and nut system 2.2 kW motor</p>	<p>CONTROL FROM CARRIER CONTROL PANEL</p> <p>Hold to run - press and hold For installations outside Europe - One touch operation (press one time)</p>	<p>NUMBER OF FLOORS</p> <p></p> <p>2 to 6 floors</p>
<p></p> <p>INSTALLATION</p> <p>Recessed installation 50 mm below floor</p>	<p>INDOOR INSTALLATION ENVIRONMENT Outdoor version also available</p>	<p>TRAVEL HEIGHT</p> <p>250-13 000 millimeter</p>	<p></p> <p>WARRANTY</p> <p>Aritco PublicLift Access comes with a 24 month warranty. The screw and nut assembly has a 10 year warranty.</p>	<p></p> <p>TECHNICAL COMPLIANCE</p> <p>European Machine directive 2006/42/EC European standard EN 81-41</p>	
<p></p> <p>Power supply: 230 V 1-phase 400 V 3-phase</p>	<p><i>Emergency lowering:</i> Battery-powered</p>				